


Remember



Cross Stitch Design by Tereena Clarke.

Completed Size = 303w X 207h Stitches

14 Count, 22w X 15h inches

16 Count, 19w X 13h inches

18 Count, 17w X 11.5h inches

Uses 4 DMC cotton colours. Only full cross stitches are used in this pattern.

Pattern Instructions

* This pattern can be worked on any fabric type, colour or count you prefer. To work out the size of the finished article, take the number of stitches wide and high and divide it by the count of your fabric (e.14,16,18 count aida etc) to get the size in inches. Times it by 2.54 to get centimetres. We have the sizes in inches shown on the previous page. Also leave at least a few inches of fabric around each side of the design to assist in framing. The higher the fabric count the smaller the completed project will be.

* To put the pattern together look in the top and bottom corners. The page numbers in brackets show which page number it joins up to. Page 1 always starts at the top left hand side of the pattern. Our pages also have a shaded grey section. This indicates a 3 row overlap from adjoining pages to assist with reading the pattern. PLEASE DO NOT RESTITCH THIS AREA.

* You should begin at the centre of the pattern. To find the centre of the pattern it is just a matter of laying the pattern out and locating the arrows at the top and left hand side of the patterns, they are determined by dividing the stitch numbers wide and high in half. Where the two points meet in the middle, that is the centre.

* If you need more assistance to find the middle of your pattern or the page layout, please see the notes section on the colour symbol chart. The easiest way to stitch this pattern, as it has multiple pages, is to stitch one page at a time.

* We suggest using two strands of floss for each stitch and one strand for backstitching if the pattern calls for it.


We hope you enjoy stitching our pattern.


Thanks and Best Wishes
Tereena Clarke


Artecy Cross Stitch
Po Box 3474
Tuggerah, NSW 2259
Australia

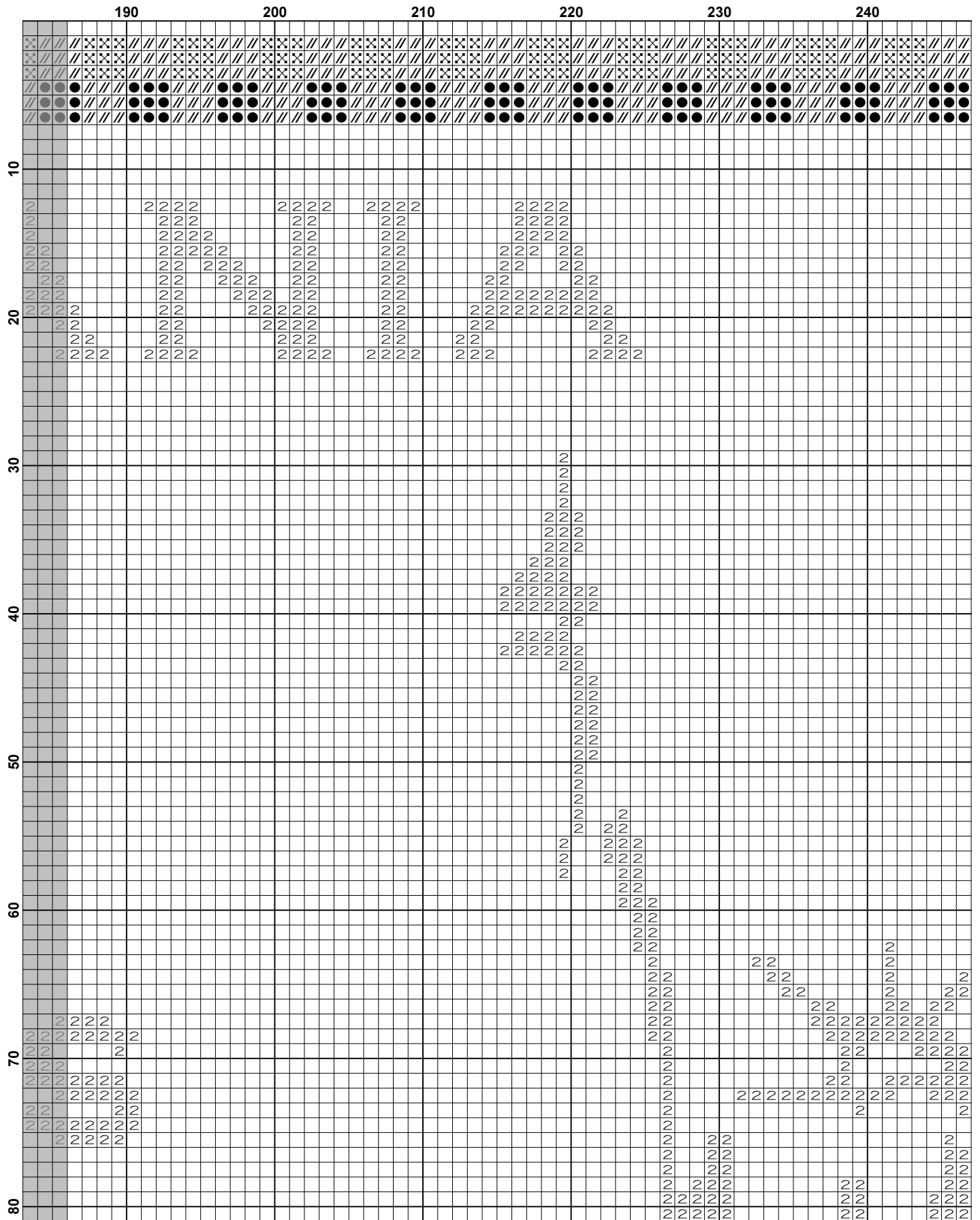
Website: www.artecy.com
Email: artecy@artecy.com or sls@comcen.com.au


*Patterns are strictly for personal use only. It is against our copyright to make kits for sale from our designs or to sell, copy or redistribute this pattern in any form. You may not upload our patterns to any internet forums or groups or any other website. You may make 1 copy of this pattern for a working copy for your own personal use if needed.

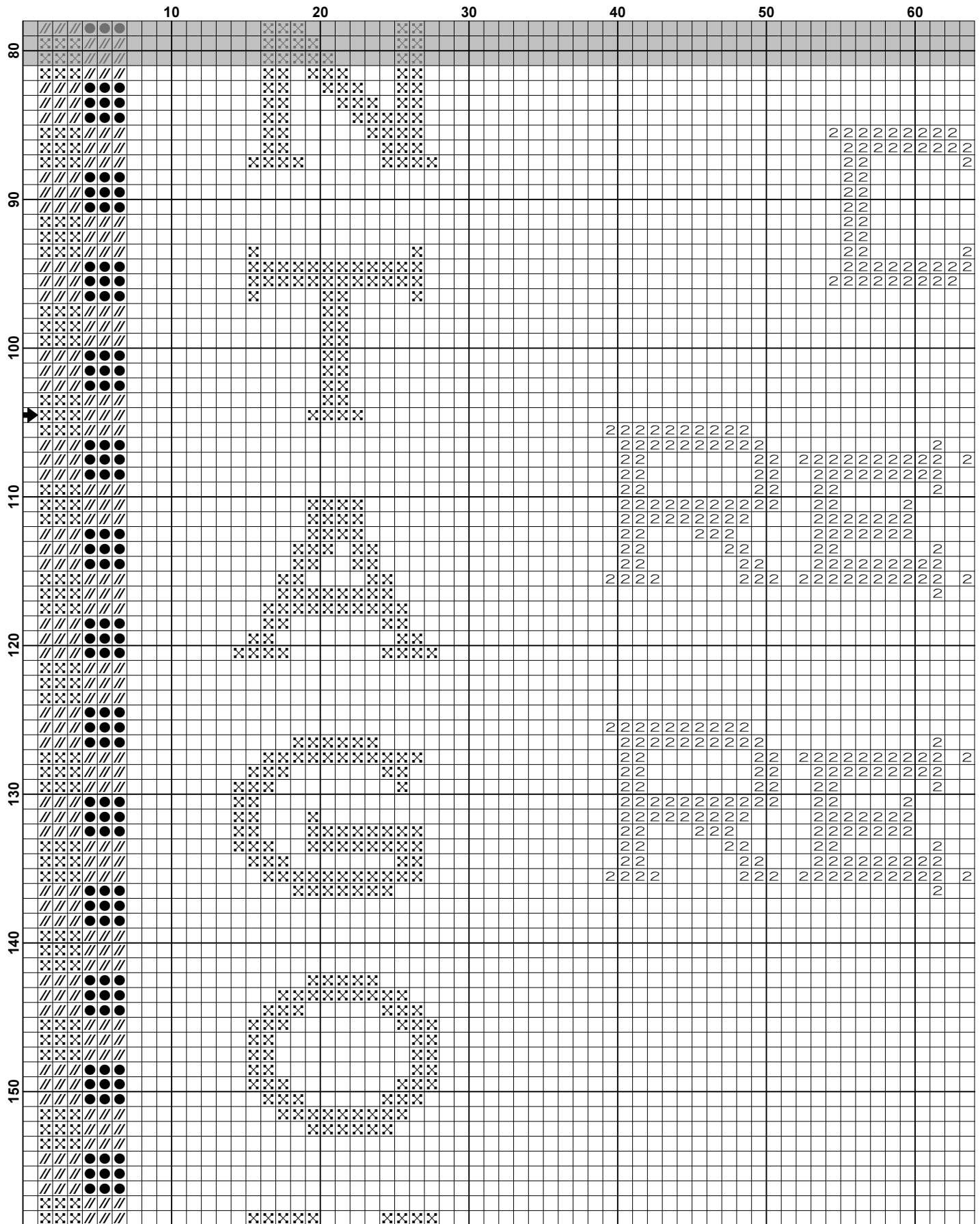











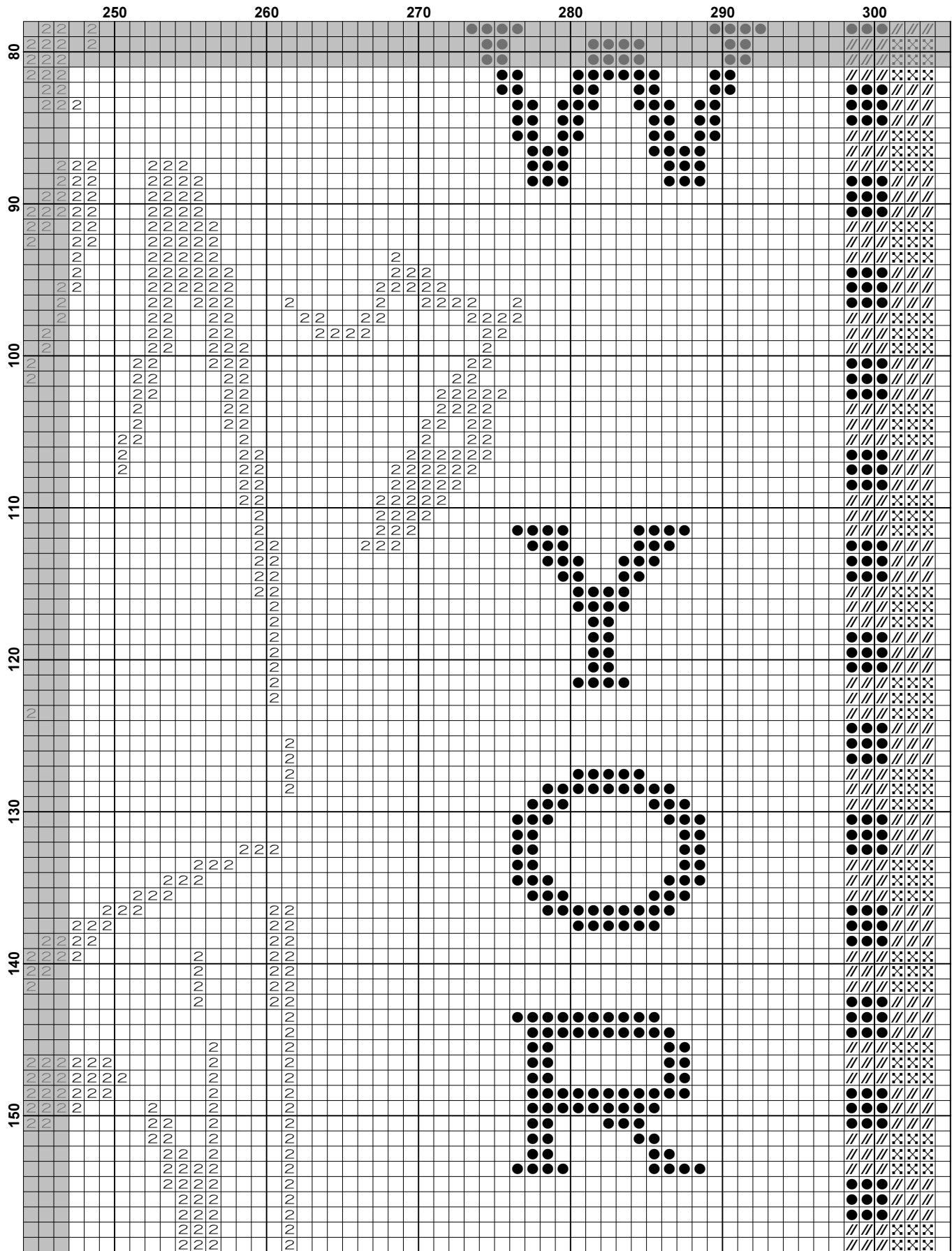


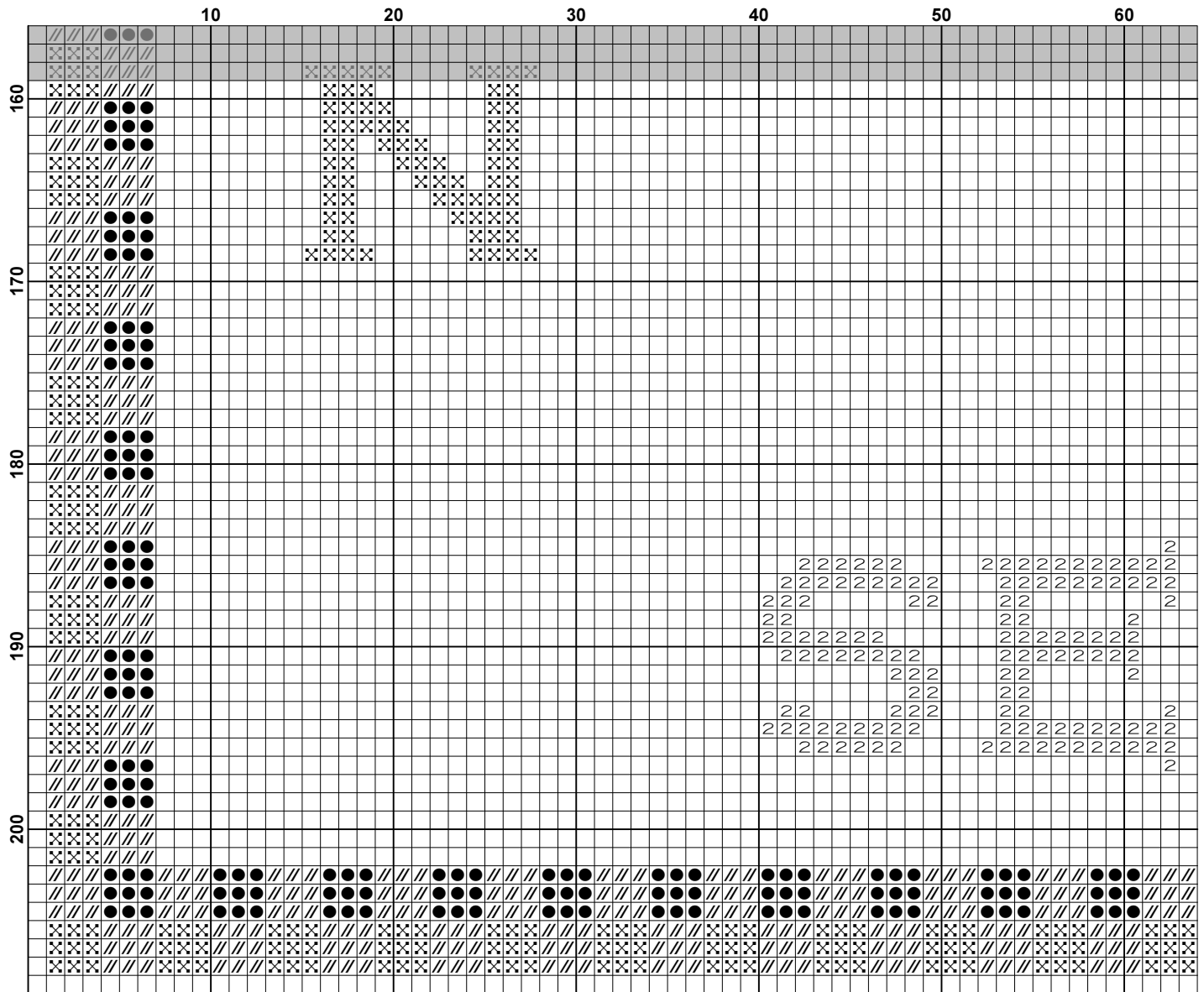




























Pattern Name: Remember
Designed By: Tereena Clarke
Company: Artecy Cross Stitch
Copyright: Copyright Artecy Cross Stitch. All rights Reserved.
Fabric: Aida 14, White
303w X 207h Stitches
Size(s): 14 Count, 21-5/8w X 14-3/4h in
16 Count, 18-7/8w X 12-7/8h in
18 Count, 16-3/4w X 11-1/2h in

Floss Used for Full Stitches:

Symbol	Strands	Type	Number	Color
 ●	2	DMC	304	Christmas Red-MD
 2	2	DMC	310	Black
 X	2	DMC	3842	Wedgewood-DK
 //	2	DMC	3865	Winter White

Notes:

The middle of this pattern can be found on page 8 and is 153 stitches across and 105 stitches down.

Pattern layout using page numbers in top left.

1 2 3 4 5
6 7 8 9 10
11 12 13 14 15

Usage Summary

Strands Per Skein: 6

Skein Length: 313.0 in

Type	Number	Full	Half	Quarter	Petite	Back(in)	Str(in)	Spec(in)	French	Bead	Skein Est.
■ DMC	304	1957	0	0	0	0.0	0.0	0.0	0	0	1.000
■ DMC	310	5724	0	0	0	0.0	0.0	0.0	0	0	3.000
■ DMC	3842	2038	0	0	0	0.0	0.0	0.0	0	0	1.000
□ DMC	3865	2988	0	0	0	0.0	0.0	0.0	0	0	2.000