


## Malta Flag



Cross Stitch Design by Tereena Clarke.

Completed Size = 140w X 93h Stitches

14 Count, 10w X 7h inches

16 Count, 9w X 6h inches

18 Count, 8w X 5.5h inches

Uses 5 DMC cotton colours. Only full cross stitches are used in this pattern.

# *Pattern Instructions*

\* This pattern can be worked on any fabric type, colour or count you prefer. To work out the size of the finished article, take the number of stitches wide and high and divide it by the count of your fabric (e.14,16,18 count Aida etc ) to get the size in inches. Times it by 2.5 to get centimetres. We have the sizes in inches shown on the previous page. Also leave at least a few inches of fabric around each side of the design to assist in framing. The higher the fabric count the smaller the completed project will be.

\* To put the pattern together look in the top and bottom corners. The page numbers in brackets show which page number it joins up to. Page 1 always starts at the top left hand side of the pattern.

\* You should begin at the centre of the pattern. To find the centre of the pattern it is just a matter of laying the pattern out and locating the arrows at the top and left hand side of the patterns, they are determined by dividing the stitch numbers wide and high in half. Where the two points meet in the middle, that is the centre.

\* The easiest way to stitch this pattern, as it has multiple pages, is to stitch one page at a time.

\* We suggest using two strands of floss for each stitch and one strand for backstitching if the pattern calls for it.


We hope you enjoy stitching our pattern.


Thanks and Best Wishes  
Tereena Clarke


Artecy Cross Stitch  
Po Box 3474  
Tuggerah, NSW 2259  
Australia


Website: [www.artecy.com](http://www.artecy.com)  
Email: [artecy@artecy.com](mailto:artecy@artecy.com) or [sls@comcen.com.au](mailto:sls@comcen.com.au)


\* Patterns are strictly for personal use only. It is against our copyright to make kits for sale from our designs or to sell, copy or redistribute this pattern in any form. You may not upload our patterns to any internet forums or groups or any other website.





















**Pattern Name:** Malta Flag  
**Designed By:** Tereena Clarke  
**Company:** Artecy Cross Stitch  
**Copyright:** Copyright Artecy Cross Stitch. All rights Reserved.  
**Fabric:** Aida 14, White  
140w X 93h Stitches  
**Size(s):** 14 Count, 10w X 6-5/8h in  
16 Count, 8-3/4w X 5-3/4h in  
18 Count, 7-3/4w X 5-1/8h in

**Floss Used for Full Stitches:**

Symbol	Strands	Type	Number	Color
	5	2	DMC 415	Pearl Gray
	●	2	DMC 451	Shell Gray-DK
	✕	2	DMC 666	Christmas Red-BRT
	//	2	DMC 762	Pearl Gray-VY LT
	▲	2	DMC White	White

**Usage Summary**

**Strands Per Skein:** 6

**Skein Length:** 313.0 in

Type	Number	Full	Half	Quarter	Petite	Back(in)	Str(in)	Spec(in)	French	Bead	Skein Est.
■ DMC	415	30	0	0	0	0.0	0.0	0.0	0	0	1.000
■ DMC	451	42	0	0	0	0.0	0.0	0.0	0	0	1.000
■ DMC	666	6586	0	0	0	0.0	0.0	0.0	0	0	3.000
■ DMC	762	169	0	0	0	0.0	0.0	0.0	0	0	1.000
□ DMC	White	6193	0	0	0	0.0	0.0	0.0	0	0	3.000